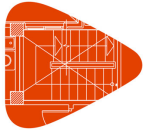


1.-	2
1.1.- Project Compliance.....	2
1.2.- Equipment List.....	2
1.3.- Details.....	3
1.4.- Schema.....	5



Project:
Location:
Developer:

1.-

1.1.- Project Compliance

Checks	Design	Specification	Meets the requirements
Connection index	595.00	250.00 - 650.00	✓
Connection ratio	119 %	50 % - 130 %	✓
Number of IU connected	30	64	✓
Real pipe length between all the IU and OU	185.77 m	1000.00 m	✓
Real pipe length between the OU and furthest IU	34.67 m	165.00 m	✓
Equivalent pipe length between the OU and furthest IU	41.60 m	190.00 m	✓
Pipe length between the first branch and furthest IU	28.33 m	40.00 m	✓
Real pipe length from the multiple OU up to the first branch	0.00 m	10.00 m	✓
Equivalent pipe length from the multiple OU up to the first branch	0.00 m	13.00 m	✓
Difference in height between OU	0.00 m	5.00 m	✓
Difference in height between outdoor units and indoor units	12.75 m	90.00 m	✓
Difference in height between IU	12.00 m	15.00 m	✓

1.2.- Equipment List

Outdoor units

Model	Overview	Quantity
REYQ20T	Outdoor unit, with heat recovery (3 pipe)	1

Indoor units

Model	Overview	Quantity
FXSQ20A	2200 W Duct standard	9
FXSQ15A	1700 W Duct standard	11
FXSQ25A	2800 W Duct standard	10

Y joints

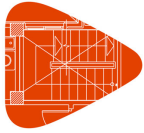
Model	Overview	Quantity
KHRQ23M20T	Y branch	25
KHRQ23M29T9	Y branch	1
KHRQ23M64T	Y branch	3

Accessories

Model	Overview	Quantity
BS1Q10A	Flow selector unit, simple	30

Tube length

Pipe Diameter	Gas side (m)	Discharge side (m)	Liquid side (m)	Total length (m)
Ø6.4 mm (1/4")	0	0	34.14	34.14
Ø9.5 mm (3/8")	0	0	139.3	139.3



Project:
Location:
Developer:

Pipe Diameter	Gas side (m)	Discharge side (m)	Liquid side (m)	Total length (m)
Ø12.7 mm (1/2")	34.14	136.3	3	173.44
Ø15.9 mm (5/8")	136.3	0	9.33	145.63
Ø19.1 mm (3/4")	0	6	0	6
Ø22.2 mm (7/8")	3	6.33	0	9.33
Ø28.6 mm (1 1/8")	12.33	3	0	15.33

1.3.- Details

Outdoor Unit Models

Model	Header	Follower 1	Follower 2	Type	Refrigerant (Kg)		
					Standard factory refrigerant charge	Extra refrigerant charge	Total
REYQ20T				R410A	11.80	17.75	29.55

Outdoor unit

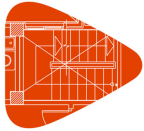
Model	Heating (W)		Cooling (W)		Diversity (%) System
	Nominal	Corrected	Nominal	Corrected	
REYQ20T	63000	72102	56000	52761	119

Outdoor Design Temperature

Mode	Overview	Temperature (°C)
Cooling	Dry bulb temperature	32
Heating	Wet bulb temperature	20.5

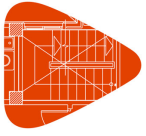
Indoor units

Model	Reference	Total nominal cooling capacity (W)	Mode	Capacity (Total/Sensible) (W)		
				Nominal	Corrected	Required
FXSQ20A	24.0°C - 50.00% 21.0°C	2200	Cooling	2200/1600	1948/1548	1502/1207
			Heating	2500	2400	20
FXSQ15A	24.0°C - 50.00% 21.0°C	1700	Cooling	1700/1200	1499/1248	1394/1103
			Heating	1900	1800	19
FXSQ25A	24.0°C - 50.00% 21.0°C	2800	Cooling	2800/2000	2448/1899	2217/1815
			Heating	3200	3100	21
FXSQ25A	24.0°C - 50.00% 21.0°C	2800	Cooling	2800/2000	2448/1899	2152/1767
			Heating	3200	3100	28
FXSQ15A	24.0°C - 50.00% 21.0°C	1700	Cooling	1700/1200	1499/1248	1401/1107
			Heating	1900	1800	19
FXSQ15A	24.0°C - 50.00% 21.0°C	1700	Cooling	1700/1200	1499/1248	1478/1214
			Heating	1900	1800	18
FXSQ20A	24.0°C - 50.00% 21.0°C	2200	Cooling	2200/1600	1948/1548	1587/1306
			Heating	2500	2400	4
FXSQ20A	24.0°C - 50.00% 21.0°C	2200	Cooling	2200/1600	1948/1548	1519/1224
			Heating	2500	2400	4
FXSQ20A	24.0°C - 50.00% 21.0°C	2200	Cooling	2200/1600	1948/1548	1519/1224
			Heating	2500	2400	4



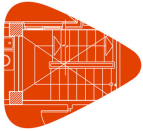
Project:
 Location:
 Developer:

Model	Reference	Total nominal cooling capacity (W)	Mode	Capacity (Total/Sensible) (W)		
				Nominal	Corrected	Required
FXSQ20A	24.0°C - 50.00% 21.0°C	2200	Cooling	2200/1600	1948/1548	1519/1224
			Heating	2500	2400	4
FXSQ15A	24.0°C - 50.00% 21.0°C	1700	Cooling	1700/1200	1499/1248	1462/1171
			Heating	1900	1800	4
FXSQ15A	24.0°C - 50.00% 21.0°C	1700	Cooling	1700/1200	1499/1248	1409/1118
			Heating	1900	1800	4
FXSQ15A	24.0°C - 50.00% 21.0°C	1700	Cooling	1700/1200	1499/1248	1409/1118
			Heating	1900	1800	4
FXSQ15A	24.0°C - 50.00% 21.0°C	1700	Cooling	1700/1200	1499/1248	1409/1118
			Heating	1900	1800	4
FXSQ25A	24.0°C - 50.00% 21.0°C	2800	Cooling	2800/2000	2448/1899	2271/1869
			Heating	3200	3100	6
FXSQ25A	24.0°C - 50.00% 21.0°C	2800	Cooling	2800/2000	2448/1899	2232/1830
			Heating	3200	3100	6
FXSQ25A	24.0°C - 50.00% 21.0°C	2800	Cooling	2800/2000	2448/1899	2232/1830
			Heating	3200	3100	6
FXSQ25A	24.0°C - 50.00% 21.0°C	2800	Cooling	2800/2000	2448/1899	2232/1830
			Heating	3200	3100	6
FXSQ25A	24.0°C - 50.00% 21.0°C	2800	Cooling	2800/2000	2448/1899	2175/1790
			Heating	3200	3100	6
FXSQ25A	24.0°C - 50.00% 21.0°C	2800	Cooling	2800/2000	2448/1899	2182/1798
			Heating	3200	3100	6
FXSQ25A	24.0°C - 50.00% 21.0°C	2800	Cooling	2800/2000	2448/1899	2182/1798
			Heating	3200	3100	6
FXSQ25A	24.0°C - 50.00% 21.0°C	2800	Cooling	2800/2000	2448/1899	2182/1798
			Heating	3200	3100	6
FXSQ15A	24.0°C - 50.00% 21.0°C	1700	Cooling	1700/1200	1499/1248	1478/1184
			Heating	1900	1800	4
FXSQ15A	24.0°C - 50.00% 21.0°C	1700	Cooling	1700/1200	1499/1248	1417/1122
			Heating	1900	1800	4
FXSQ15A	24.0°C - 50.00% 21.0°C	1700	Cooling	1700/1200	1499/1248	1417/1122
			Heating	1900	1800	4
FXSQ15A	24.0°C - 50.00% 21.0°C	1700	Cooling	1700/1200	1499/1248	1417/1122
			Heating	1900	1800	4
FXSQ20A	24.0°C - 50.00% 21.0°C	2200	Cooling	2200/1600	1948/1548	1613/1317
			Heating	2500	2400	4
FXSQ20A	24.0°C - 50.00% 21.0°C	2200	Cooling	2200/1600	1948/1548	1548/1266
			Heating	2500	2400	4
FXSQ20A	24.0°C - 50.00% 21.0°C	2200	Cooling	2200/1600	1948/1548	1547/1266
			Heating	2500	2400	4
FXSQ20A	24.0°C - 50.00% 21.0°C	2200	Cooling	2200/1600	1948/1548	1548/1266
			Heating	2500	2400	4



Project:
Location:
Developer:

1.4.- Schema



Project:
Location:
Developer:

